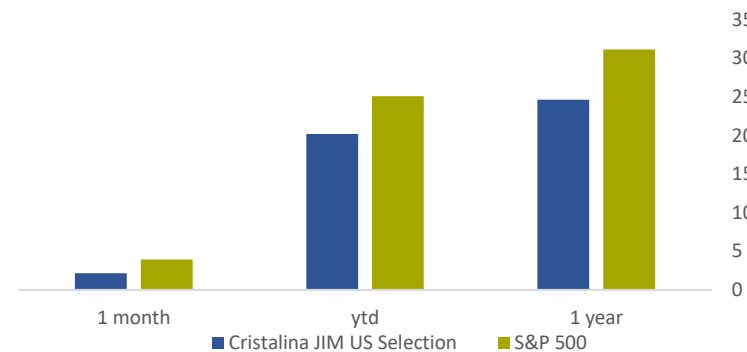
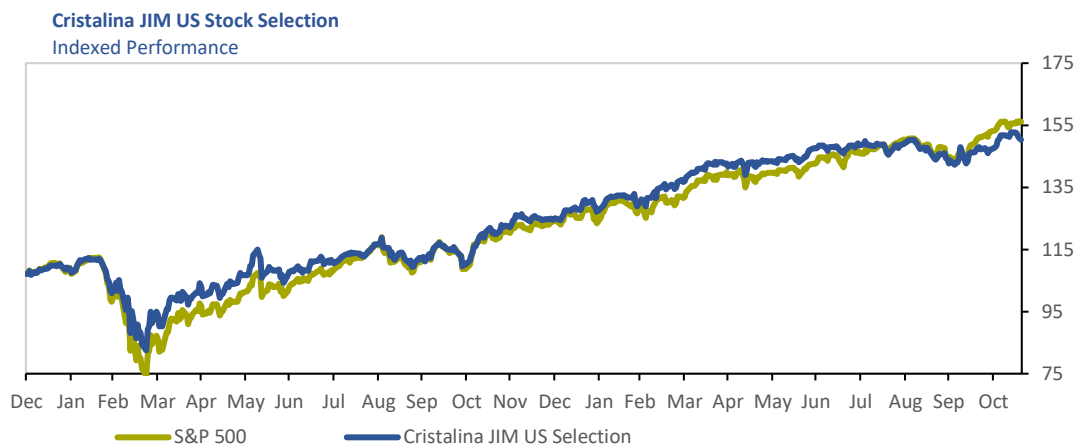


Portfolio Report

Cristalina JIM US Stock Selection

Performance

19.11.2021



	Volatility	Beta	Return/Risk
Cristalina JIM US Selection	0.22	0.83	0.91
S&P 500	0.25	1.00	0.89

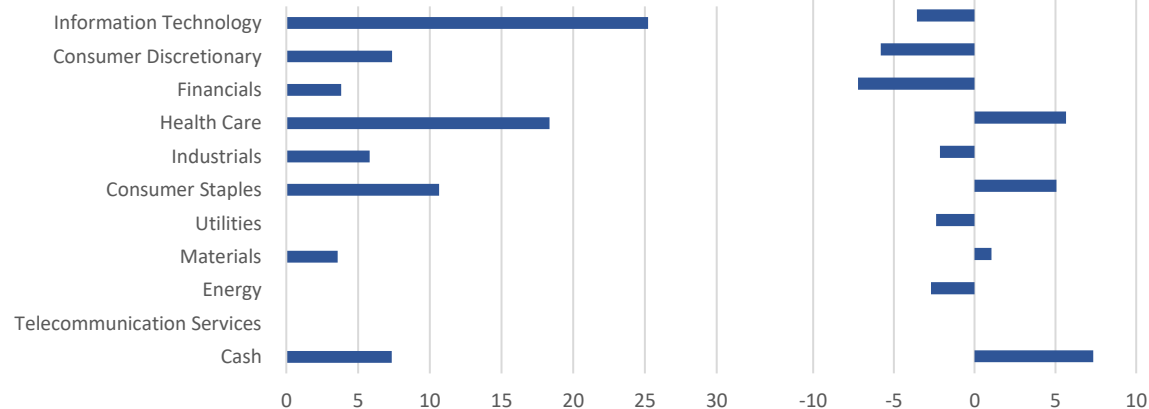
Composition

Top Position

U.S. Dollar	7.3%
Cardinal Health, Inc.	4.5%
Verizon Communications Inc.	4.5%
Intel Corporation	4.3%
Amazon.com, Inc.	3.7%
Gilead Sciences, Inc.	3.6%
Amgen Inc.	3.6%
Newmont Corporation	3.6%
Apple Inc.	3.3%
Microsoft Corporation	3.2%

Weight

Sector Weights



Relative Weights

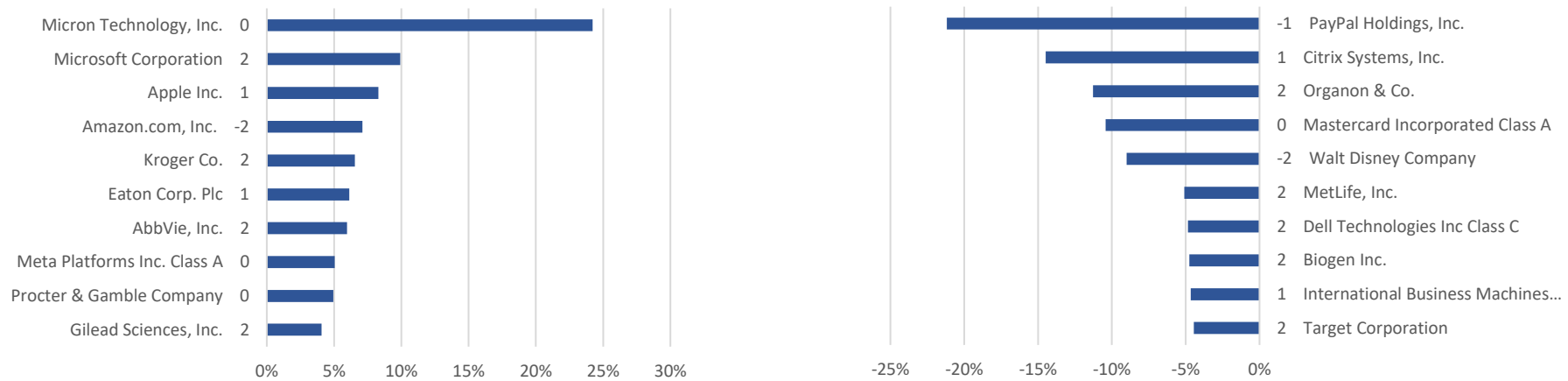
Portfolio Report

Cristalina JIM US Stock Selection

Time frame

19.10.2021 to 19.11.2021

Top / Bottom Performance



Top / Bottom Deviations

