

# Portfolio Report

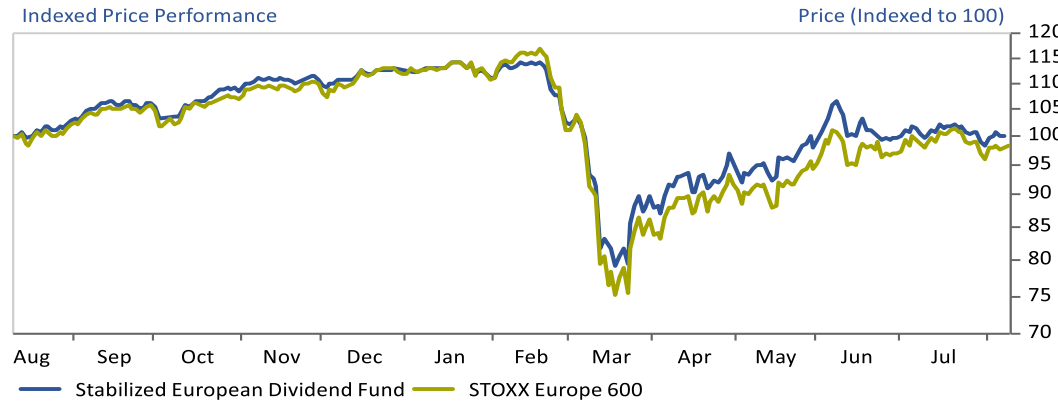
## Stabilized European Dividend Strategy

### Performance

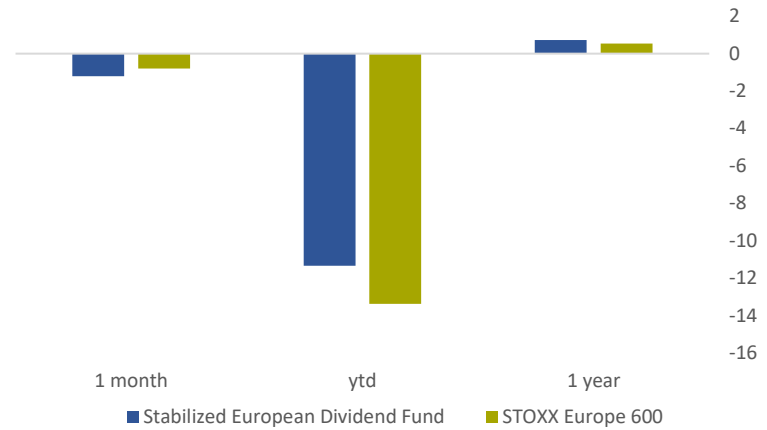
07.08.2020

Stabilized European Dividend Fund vs. Stoxx Europe 600

Indexed Price Performance



Source: FactSet Prices



### Composition

#### Top Position

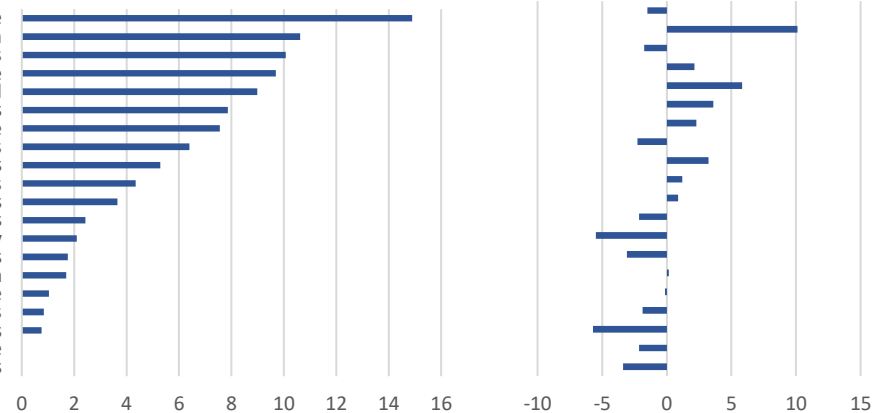
Top Position	Weight
EURO	11.1
TOTAL SE	3.3
MOWI ASA	3.2
CNP ASSURANCES	3.1
NESTLE SA-REG	2.9
UPM-KYMMENE OYJ	2.9
DEUTSCHE POST AG-REG	2.7
INDUSTRIA DE DISENO TEXTIL	2.7
NOVO NORDISK A/S-B	2.6
ROCHE HOLDING AG-GENUSSCHEIN	2.5

#### Weight

#### Sector Weights

Health Care
Cash
Industrial Goods & Services
Food & Beverage
Retail
Oil & Gas
Insurance
Personal & Household Goods
Automobiles & Parts
Construction & Materials
Basic Resources
Utilities
Technology
Chemicals
Media
Travel & Leisure
Telecommunications
Banks
Real Estate
Financial Services

#### Relative Weights

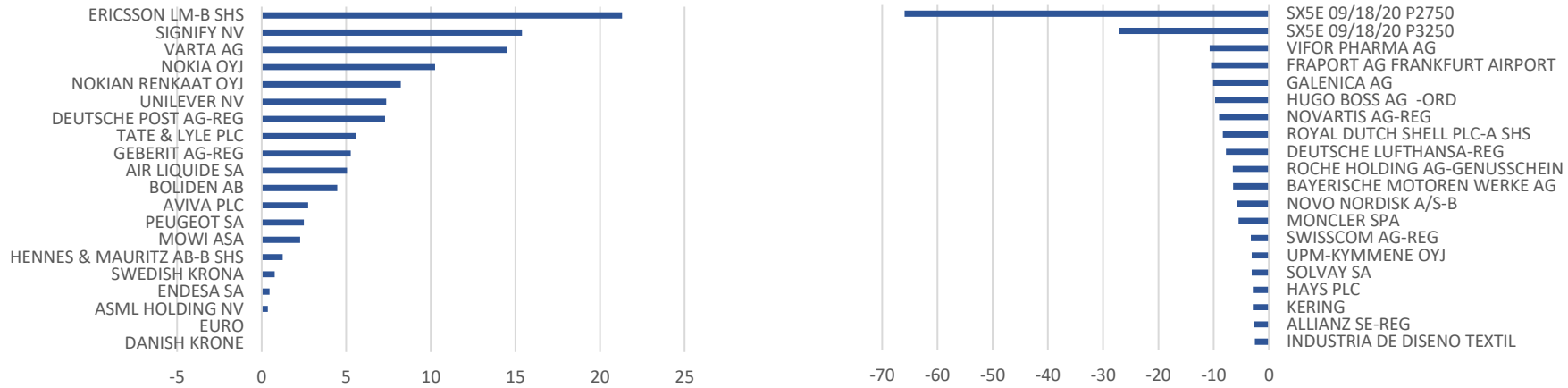


# Portfolio Report

## Stabilized European Dividend Strategy

Time frame 7/10/2020 to 8/7/2020

### Top / Bottom Performance



### Top / Bottom Contributors

