

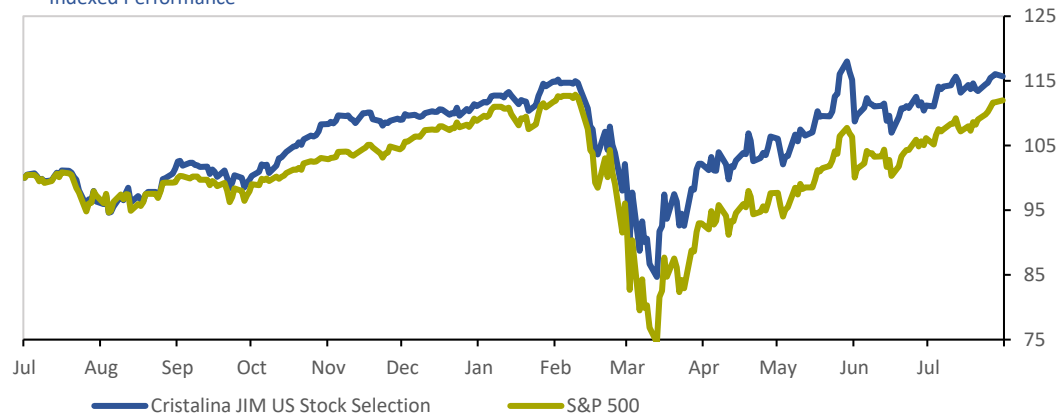
Portfolio Report

Cristalina JIM US Stock Selection

Performance

07.08.2020

Cristalina JIM US Stock Selection
Indexed Performance



Composition

Top Position

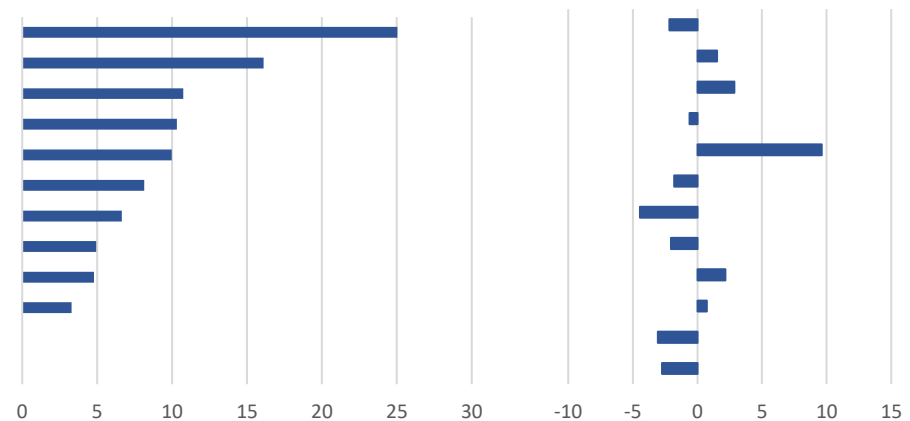
| | |
|----------------------|------|
| US DOLLAR | 11.8 |
| MICROSOFT CORP | 3.7 |
| INTEL CORP | 3.5 |
| MASTERCARD INC - A | 3.5 |
| FACEBOOK INC-CLASS A | 3.4 |
| APPLE INC | 2.9 |
| EATON CORP PLC | 2.9 |
| ALPHABET INC-CL A | 2.8 |
| EXXON MOBIL CORP | 2.8 |
| COCA-COLA CO/THE | 2.8 |

Weight

Sector Weights

| | |
|------------------------|----|
| Information Technology | 25 |
| Health Care | 16 |
| Industrials | 11 |
| Communication Services | 10 |
| Cash | 10 |
| Financials | 8 |
| Consumer Discretionary | 7 |
| Consumer Staples | 5 |
| Energy | 5 |
| Materials | 4 |
| Utilities | 0 |
| Real Estate | 0 |

Relative Weights



Portfolio Report

Cristalina JIM US Stock Selection

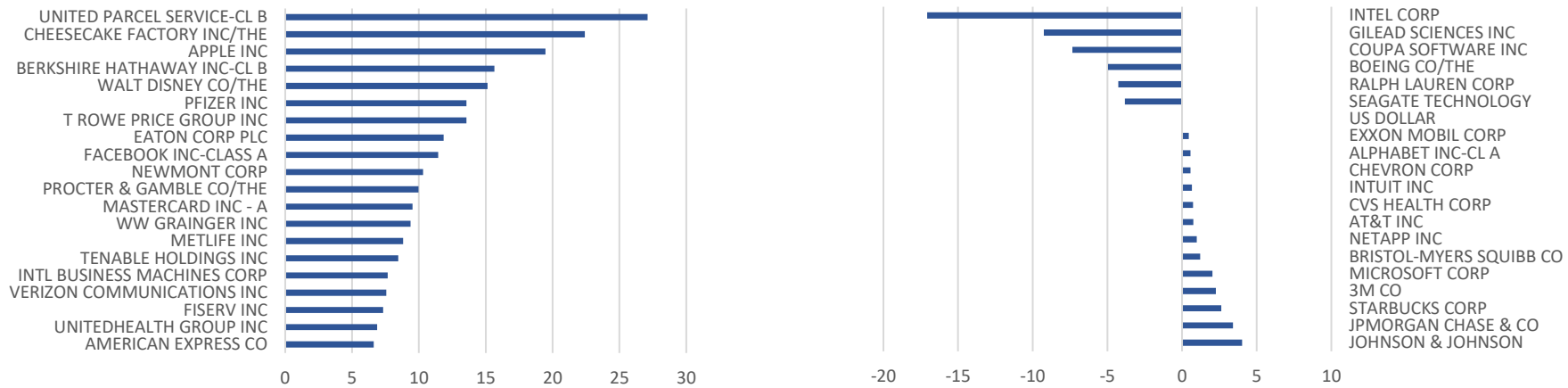
Time frame

7/7/2020

to

8/7/2020

Top / Bottom Performance



Top / Bottom Contributors

